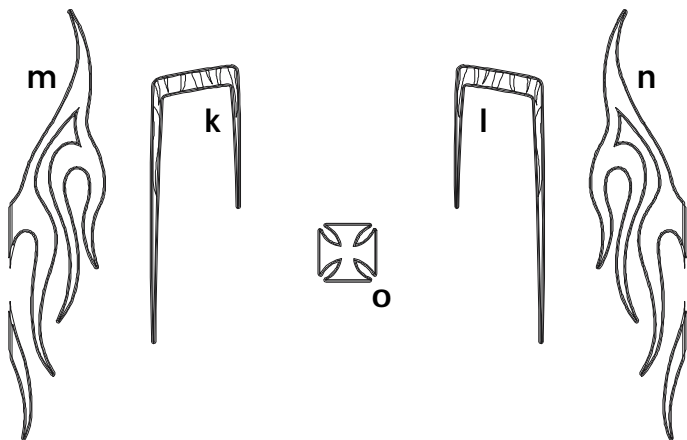
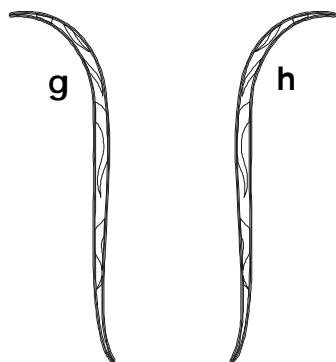
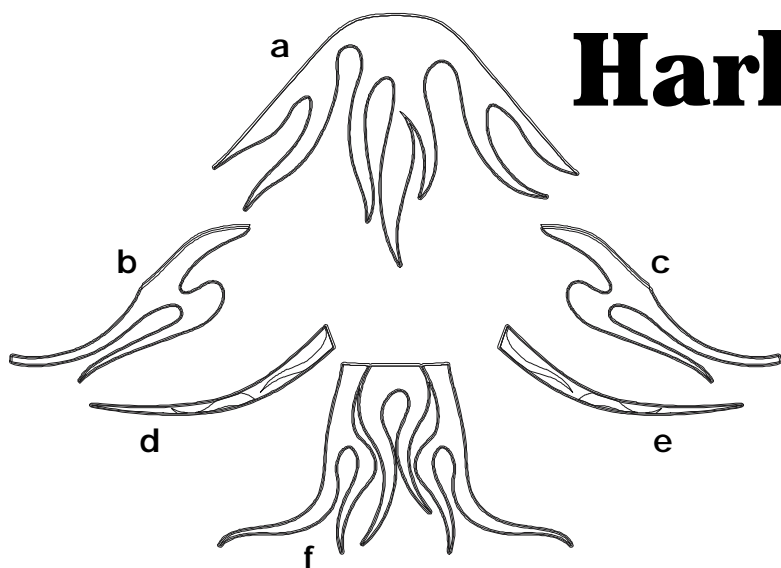


Harley-Davidson

Flame Graphics Kit 4
for Harley-Davidson Touring Bikes
Parts List
ATD-HRLYTOURGRPH24



Part Number	Item	Cost
ATD-HRLYTOURGRPH24a	Front Fender	\$74.95
ATD-HRLYTOURGRPH24b	Fairing Side Left	\$32.95
ATD-HRLYTOURGRPH24c	Fairing Side Right	\$32.95
ATD-HRLYTOURGRPH24d	Fairing Mid Left	\$17.95
ATD-HRLYTOURGRPH24e	Fairing Mid Right	\$17.95
ATD-HRLYTOURGRPH24f	Fairing Top	\$53.95
ATD-HRLYTOURGRPH24g	Tank Left	\$27.95
ATD-HRLYTOURGRPH24h	Tank Right	\$27.95
ATD-HRLYTOURGRPH24i	Sidecover Left	\$7.95
ATD-HRLYTOURGRPH24j	Sidecover Right	\$7.95
ATD-HRLYTOURGRPH24k	Saddlebag Top Left	\$19.95
ATD-HRLYTOURGRPH24l	Saddlebag Top Right	\$19.95
ATD-HRLYTOURGRPH24m	Saddlebag Side Left	\$36.95
ATD-HRLYTOURGRPH24n	Saddlebag Side Right	\$36.95
ATD-HRLYTOURGRPH24o	Rear Fender	\$6.95

Installation Tip: Flame tips tend to install easier if relief cuts are provided thru the backing paper and application tape between the flames. In fact, cutting and removing the excess areas between the flames prior to installation will assist in the installation on most of the compound curve areas of the bike. Dryfitting each piece prior to installation is recommended to become familiar with placement.



autotrimdesign.com